


Shelly Telly Training

How do you make a film?



Step 1: Plan the film. Write a list of all the things you'd like to see and hear in your movie. Put the list into an order - this is the script. Draw a storyboard of the shots you want to film. Decide who, what and when you will do the filming.



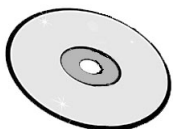
Step 2: Film your footage. This is where you use a camcorder to record all the shots and interviews. Interviews are when you ask people questions and they tell you what they think.




Step 3: Watch the Rushes This is when you watch everything you filmed (the "rushes") and you make a list (a "log") of all the shots. Decide which ones you want in the film and which ones you don't.



Step 4: Edit the film. Use a computer to cut out the things you don't like and put the things you do like in order. Add music and titles to say what the film is about and who made it. Choose a design for your DVD menu.



Step 5: Copy the film. Decide how many copies of the DVD you want and make the copies. Also design and print the cover.



Step 6: Screen the film. Have a special party called a Premiere and invite all your friends to see your wonderful work.

